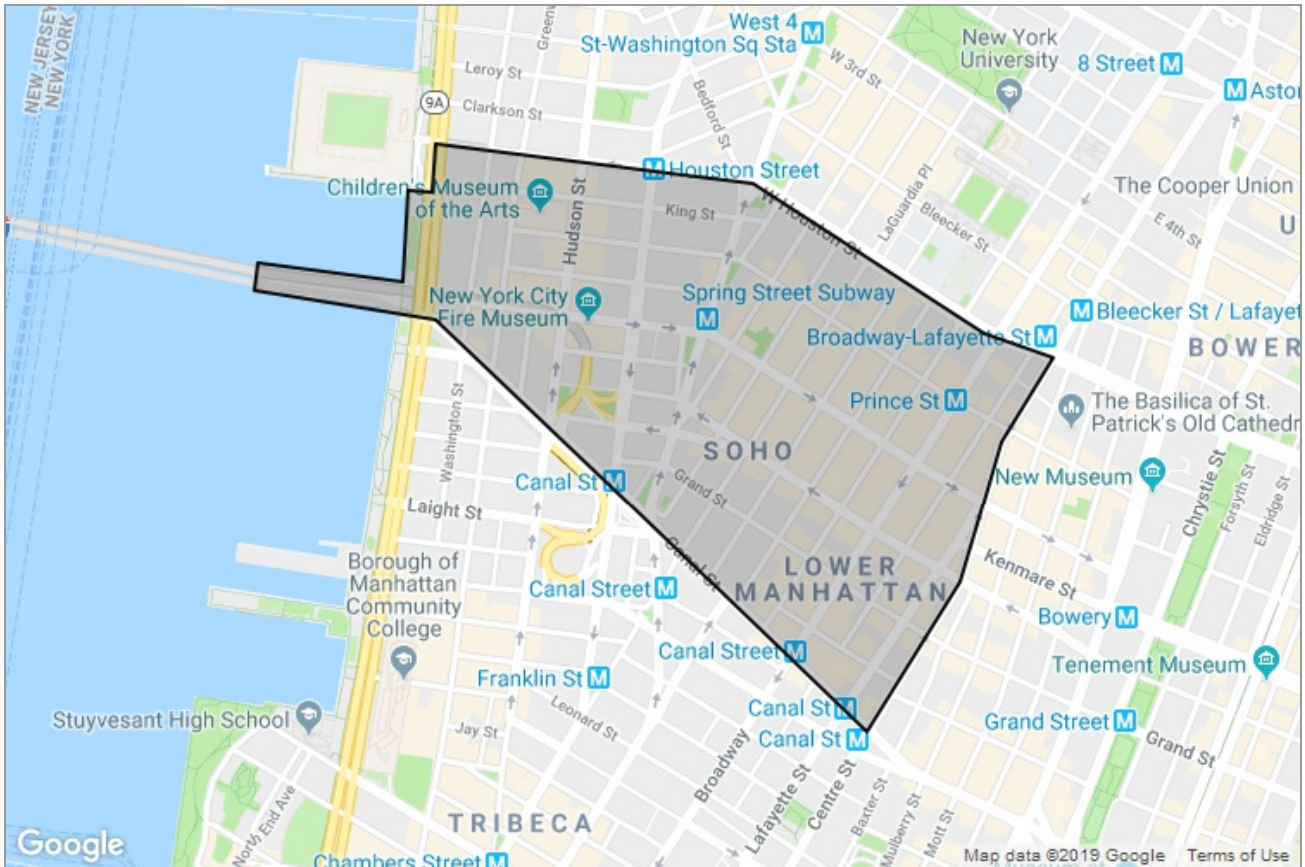


MARKET ACTIVITY REPORT

# SoHo in New York, NY



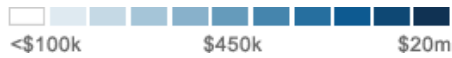
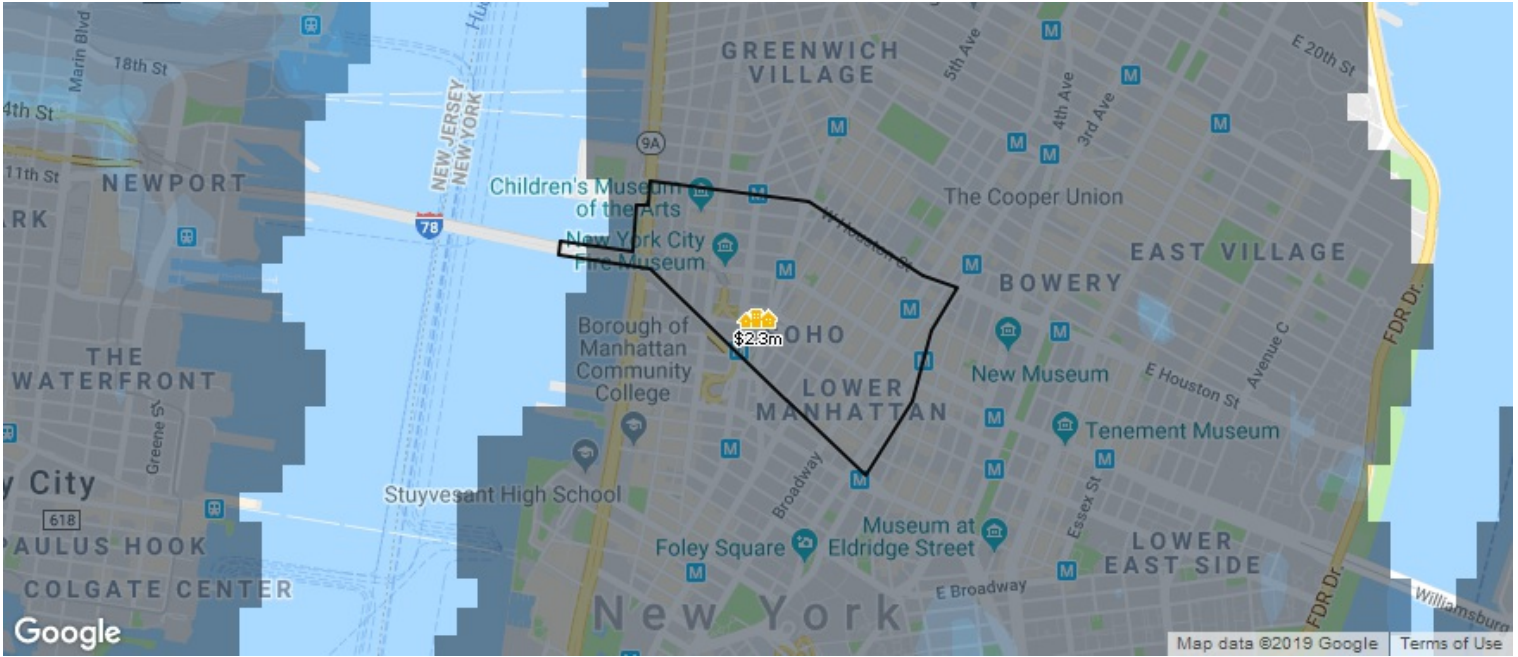
Presented by  
**Renee Russell | REALTOR®**

Work: (732) 332-9100 | Mobile: (917) 754-7345 | Fax: (732) 332-9400

**Engel & Völkers - Monmouth County**  
960 Holmdel Road, Building 1  
Holmdel, NJ 07733

# SoHo in New York, NY

## Market Snapshot: Estimated Home Values



This map layer shows the average estimated home values, based on the AVMs and RVMs® for properties in an area. Source(s): Public records and MLS data where licensed; updated Quarterly.

Median Est. Home Value

**\$2.3M**

Updated: 2/28/2019

Change Over  
Last Month

⬇️ **0.96%**

Change Over  
Last Quarter

⬇️ **0.64%**

Change Over  
Last 12 Months

⬇️ **16.3%**

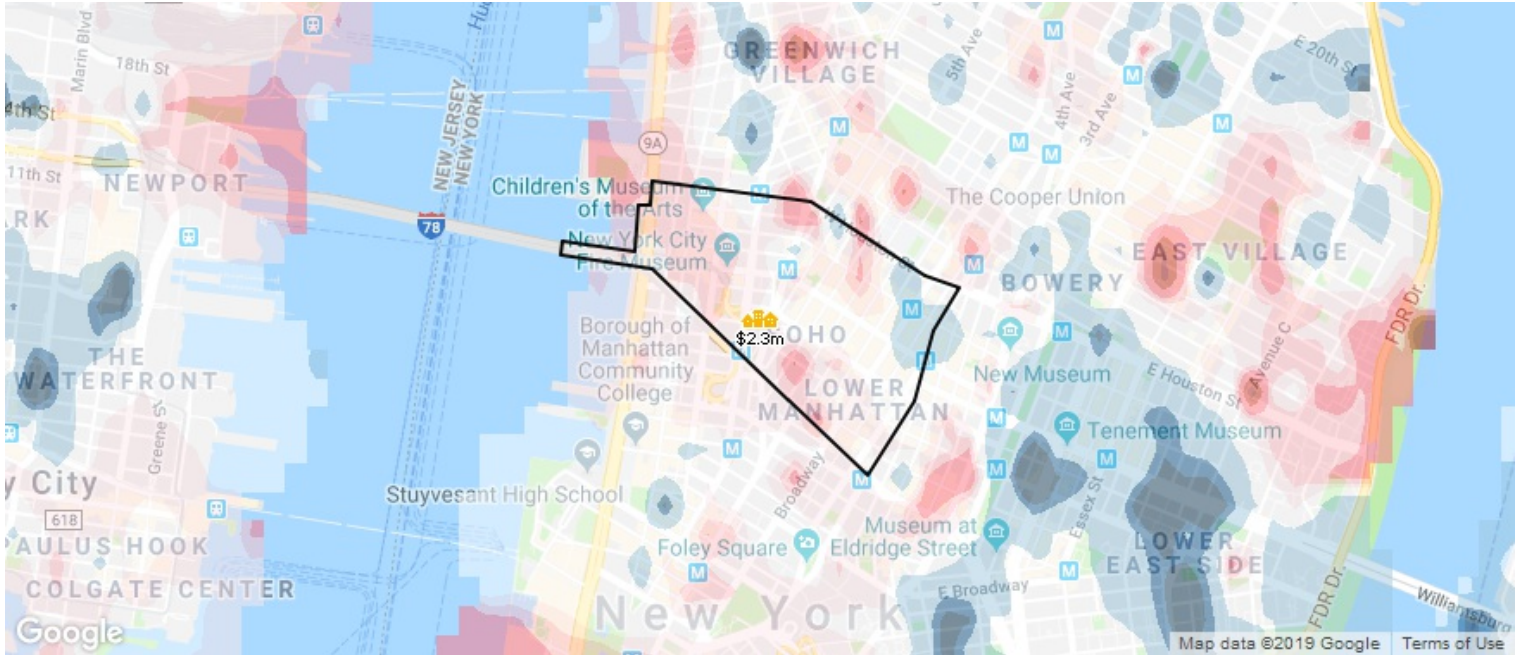
Change Over  
Last 24 Months

⬇️ **17.01%**

About this Data: Estimated home values are generated by a valuation model and are not formal appraisals. Valuations are based on public records and MLS data where licensed. The metrics shown here reflect **All Residential Properties** data.

## SoHo in New York, NY

### Market Snapshot: 12-Month Change in Estimated Value



-15%      2.5%      +20%

This map layer shows the change in estimated home values over the past 12 months, based on the AVMs and RVMs® for properties in an area. Source(s): Public records and MLS data where licensed; updated Quarterly.

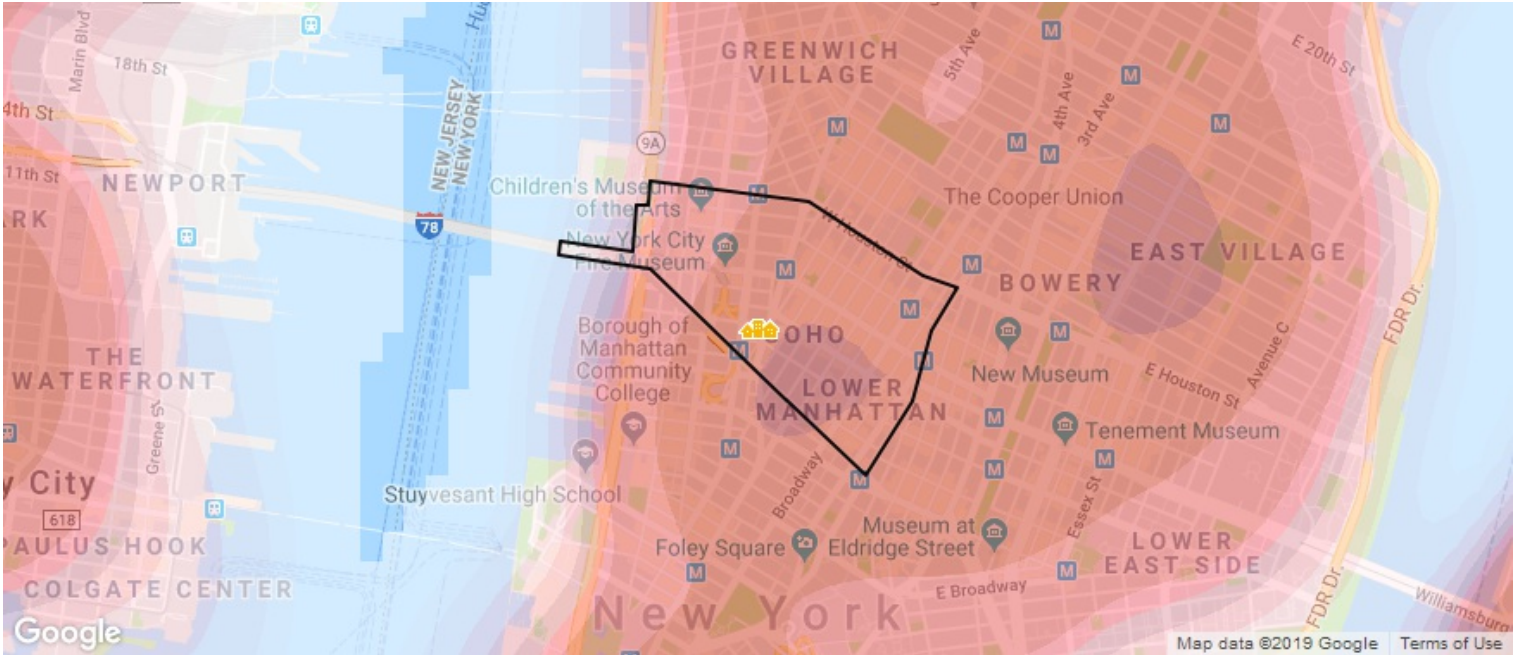
<p>Median Est. Home Value</p> <p><b>\$2.3M</b></p> <p>Updated: 2/28/2019</p>	<p>Change Over Last 12 Months</p> <p><b>↓ 16.3%</b></p>	<p>Change Over Last 24 Months</p> <p><b>↓ 17.01%</b></p>	<p>Change Over Last 36 Months</p> <p><b>↓ 13.85%</b></p>
--	---	--	--

About this Data: Estimated home values are generated by a valuation model and are not formal appraisals. Valuations are based on public records and MLS data where licensed. The metrics shown here reflect **All Residential Properties** data.



# SoHo in New York, NY

## Market Snapshot: Concentration of Distressed Properties



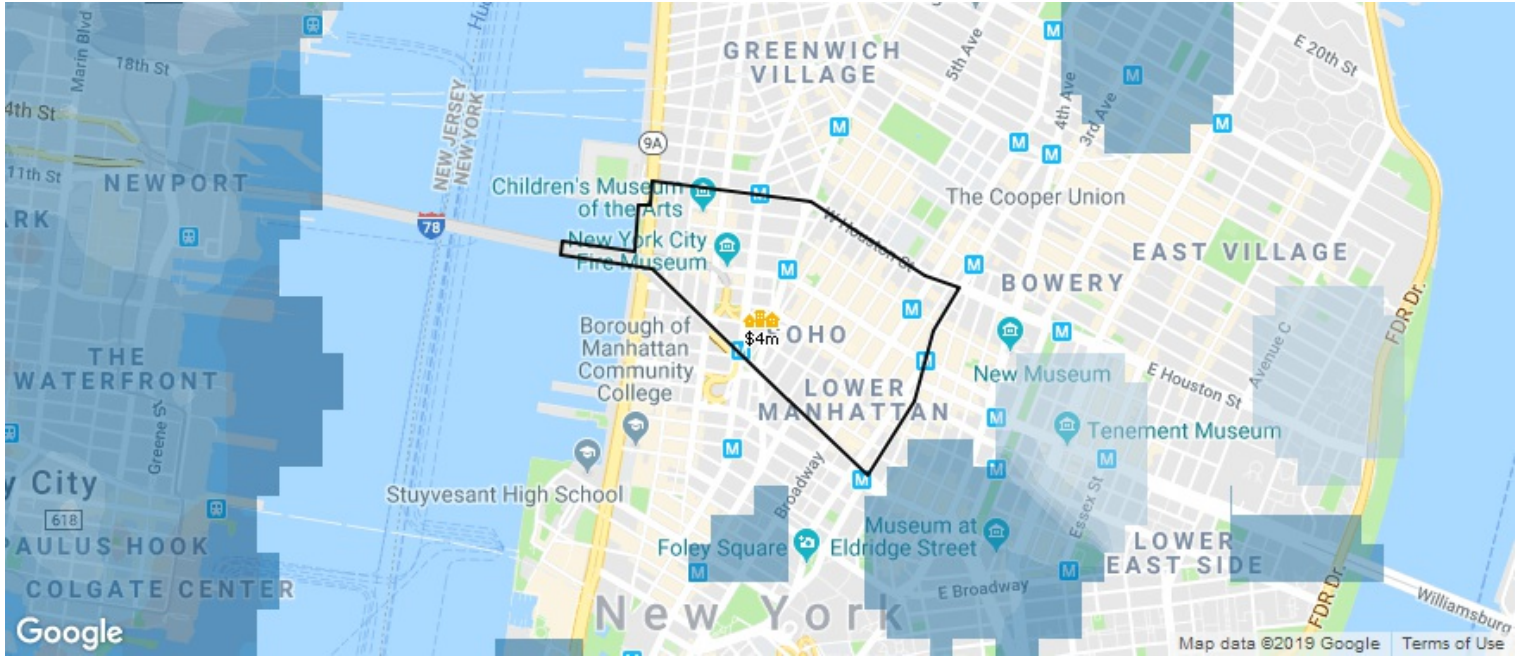
This map layer shows the concentration of distressed properties, in areas where RPR has MLS data. Source(s): MLS data; updated Quarterly.

<p><b>Total # of Distressed Properties</b></p> <p><b>11</b></p> <p>Updated: 3/9/2019</p>	<p><b># of Pre-Foreclosures</b></p> <p><b>11</b></p>	<p><b># of Foreclosures</b></p> <p><b>0</b></p>	<p><b># of Short Sales</b></p> <p><b>0</b></p>
--	--	---	--

About this data: The metrics displayed here reflect distressed property counts (listings and public records) for **All Residential Properties** as of 3/9/2019.

## SoHo in New York, NY

### Market Snapshot: Sales Price



<\$100k  
 \$100k-\$500k  
 \$500k-\$1M  
 \$1M-\$5M  
 >\$5M

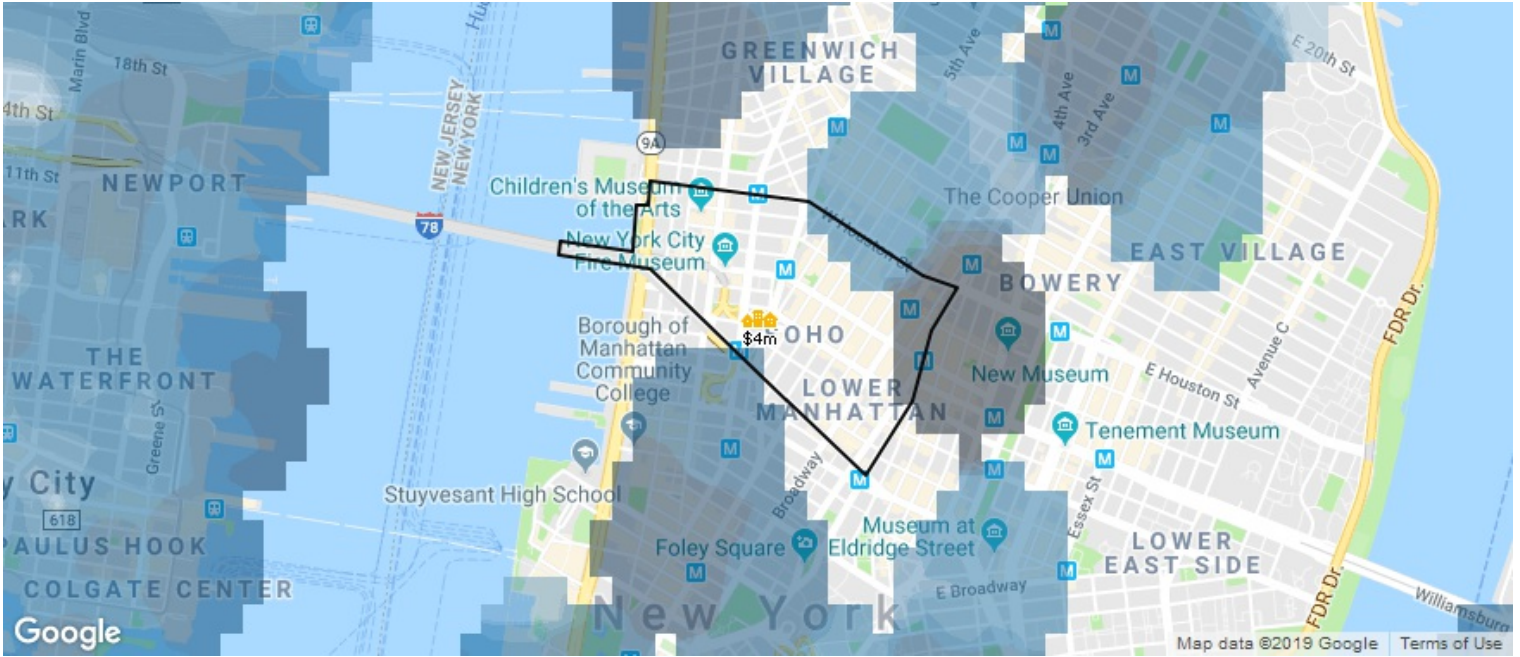
This map layer shows the average sales price for properties sold in the previous six months, in areas where RPR has MLS data. Source(s): MLS data; updated Quarterly.

<p><b>Median Sales Price</b></p> <p><b>\$3.95M</b></p> <p>Updated: 1/31/2019</p>	<p>Change Over Last Month</p> <p><b>↑ 67.73%</b></p>	<p>Change Over Last Quarter</p> <p><b>↑ 67.73%</b></p>	<p>Change Over Last 12 Months</p> <p><b>↑ 31.67%</b></p>	<p>Change Over Last 24 Months</p> <p><b>↑ 2.6%</b></p>
--	--	--	--	--

About this data: The Metrics displayed here reflect average sales price for **All Residential Properties** using **public records** data.

# SoHo in New York, NY

## Market Snapshot: List Price



This map layer shows the average listing price for properties in the previous six months, in areas where RPR has MLS data. Source(s): MLS data; updated Quarterly.

<p>Median List Price</p> <p><b>\$3.95M</b></p> <p>Updated: 1/31/2019</p>	<p>Change Over Last Month</p> <p><b>↑ 67.73%</b></p>	<p>Change Over Last Quarter</p> <p><b>↑ 67.73%</b></p>	<p>Change Over Last 12 Months</p> <p><b>↑ 31.67%</b></p>	<p>Change Over Last 24 Months</p> <p><b>↑ 2.6%</b></p>
--	--	--	--	--

About this data: The Metrics displayed here reflect average sales price for **All Residential Properties** using **public records** data.



## About RPR (Realtors Property Resource)

- Realtors Property Resource® is a wholly owned subsidiary of the National Association REALTORS®.
- RPR offers comprehensive data – including a nationwide database of 164 million properties – as well as powerful analytics and dynamic reports exclusively for members of the NAR.
- RPR's focus is giving residential and commercial real estate practitioners, brokers, and MLS and Association staff the tools they need to serve their clients.
- This report has been provided to you by a member of the NAR.



## About RPR's Data

RPR generates and compiles real estate and other data from a vast array of sources. The data contained in your report includes some or all of the following:

- **Listing data** from our partner MLSs and CIEs, and related calculations, like estimated value for a property or median sales price for a local market.
- **Public records data** including tax, assessment, and deed information. Foreclosure and distressed data from public records and RealtyTrac.
- **Market conditions and forecasts** based on listing and public records data.
- **Census and employment data** from the U.S. Census and the U.S. Bureau of Labor Statistics.
- **Demographics and trends data** from Esri. The data in commercial and economic reports includes Tapestry Segmentation, which classifies U.S. residential neighborhoods into unique market segments based on socioeconomic and demographic characteristics.
- **Business data** including consumer expenditures, commercial market potential, retail marketplace, SIC and NAICS business information, and banking potential data from Esri.
- **School data and reviews** from Niche.
- **Specialty data sets** such as walkability scores, traffic counts and flood zones.



## Update Frequency

- Listings and public records data are updated on a continuous basis.
- Charts and statistics calculated from listing and public records data are refreshed monthly.
- Other data sets range from daily to annual updates.

## Learn more

For more information about RPR, please visit RPR's public website: <http://blog.narrpr.com>

